



Start Business of

Surgical Hand Gloves

Manufacturing

**Rising Demand of Surgical Hand Gloves in Covid-19
Pandemic.**

Introduction

Medical gloves are surgical gloves used to avoid cross-contamination between caregivers and patients during medical examinations and procedures. Medical gloves are made of various polymers such as latex, nitrile rubber, polyvinyl chloride, and neoprene; they are either unpowered or powdered with corn starch to make them easier to put on the hands.

Surgical gloves are made to a higher level and feature more precise sizing, precision, and sensitivity. Surgical gloves are normally sterile, while examination gloves are either sterile or non-sterile. Advanced surgical gloves, which are more properly sized and developed to allow for improved precision and sensitivity, are used by surgeons and operating room nurses.



Because surgical gloves are worn for a longer period of time and require remarkable dexterity, they are frequently sized more precisely. The circumference around the palm (excluding the thumb) in inches, measured at a level just above the thumb's sewn, is used to size surgical gloves.



Benefits of Surgical Hand Gloves

Surgical gloves for antiseptics are standard practise in all medical facilities. Surgical gloves, on the other hand, have been used for a variety of purposes in the field of plastic and reconstructive surgery, in addition to antiseptics. Surgical gloves, on the other hand, have been used for a variety of purposes in the field of plastic and reconstructive surgery, in addition to antiseptics.



Surgical gloves are commonly used by doctors, nurses, carers, dentists, and other healthcare professionals. Gloves should be worn during any patient-care activities that could expose them to blood or other bodily fluids (including contact with mucous membranes and non-intact skin), as well as during contact precautions during outbreaks. Gloves are a waste of resources when they are not required, and they do not contribute to a reduction in Cross-transmission.

Market Outlook

The Surgical Gloves Market was valued at over USD 2 billion in 2019 and is expected to increase at a CAGR of over 10.5 percent between 2020 and 2026. The growing prevalence of communicable illnesses is driving the global surgical glove market. Some of the primary drivers driving market expansion include an increase in the number of surgical procedures performed around the world,

..... as well as an increase in the rates of numerous chronic and acute diseases, as well as increased worries about cross contamination. The demand for surgical gloves will be driven by the growing geriatric population, which is prone to chronic ailments and may require surgery as a result.



The market for surgical gloves is expected to rise due to factors such as an increase in the number of surgical procedures performed globally and an increase in the number of occurrences of healthcare-associated infections.



The background of the slide is a close-up photograph of several pairs of surgical hand gloves. One pair of blue nitrile gloves is in the foreground, while several pairs of white latex gloves are stacked behind it. The gloves are arranged in a way that creates a sense of depth and abundance.

Surgical Hand Gloves

Market Growth

in COVID-19

The surgical gloves market is a vibrant industry with tremendous company development potential, but the present COVID-19 conditions have produced uncertainty in forecasts, alterations in short-term planning goals, and a focus on near-term cost management and long-term complexity management issues.



Profit pool growth in the Surgical Gloves market varied greatly in 2020, as firms swiftly aligned their strategies to the existing market conditions mostly succeeded. The COVID-19 pandemic has emerged as the world's most serious threat. This challenge will be worrisome, especially for underdeveloped countries around the world, as it would result in lower imports owing to global trade disruptions.

Surgical gloves, on the other hand, had a large surge in demand during the early stages of the COVID-19 crisis, owing to a shift in client purchase habits for personal protective equipment.



Key Players

- 1. Asian Latex Ltd.**
- 2. Casil Health Products Ltd.**
- 3. Casil Health Products Ltd.**
- 4. J K Ansell Pvt. Ltd.**
- 5. London Rubber India Ltd.**
- 6. Mega Meditex Ltd.**
- 7. Sri Kannapiran Mills Ltd.**
- 8. T T K Biomed Ltd.**

Machinery Photographs



Pneumatic Pump



Oil Boiler



Air Compressor

A pair of blue nitrile gloves is shown holding a blue pen. The gloves are positioned as if they are about to write or have just finished writing. The background is white with a subtle grid pattern.

Project at a Glance

COST OF PROJECT				MEANS OF FINANCE			
Particulars	Existing	Proposed	Total	Particulars	Existing	Proposed	Total
Land & Site Development Exp.	0.00	215.00	215.00	Capital	0.00	203.97	203.97
Buildings	0.00	156.60	156.60	Share Premium	0.00	0.00	0.00
Plant & Machineries	0.00	239.79	239.79	Other Type Share Capital	0.00	0.00	0.00
Motor Vehicles	0.00	12.00	12.00	Reserves & Surplus	0.00	0.00	0.00
Office Automation Equipments	0.00	49.00	49.00	Cash Subsidy	0.00	0.00	0.00
Technical Knowhow Fees & Exp.	0.00	25.00	25.00	Internal Cash Accruals	0.00	0.00	0.00
Franchise & Other Deposits	0.00	0.00	0.00	Long/Medium Term Borrowings	0.00	611.92	611.92
Preliminary & Pre-operative Exp	0.00	5.00	5.00	Debentures / Bonds	0.00	0.00	0.00
Provision for Contingencies	0.00	21.50	21.50	Unsecured Loans/Deposits	0.00	0.00	0.00
Margin Money - Working Capital	0.00	92.00	92.00				
TOTAL	0.00	815.90	815.90	TOTAL	0.00	815.90	815.90

Year	Annualised		Book Value	Debt	Dividend	Retained Earnings		Payout	Probable Market Price	P/E Ratio	Yield Price/ Book Value
	EPS	CEPS	Per Share		Per Share	Per Share				No. of Times	
	、	、	、	、	、	%	、	%	、		%
1-2	7.19	10.31	17.19	24.00	0.00	100.00	7.19	0.00	7.19	1.00	0.00
2-3	9.97	12.68	27.16	18.00	0.00	100.00	9.97	0.00	9.97	1.00	0.00
3-4	12.70	15.06	39.85	12.00	0.00	100.00	12.70	0.00	12.70	1.00	0.00
4-5	15.36	17.43	55.21	6.00	0.00	100.00	15.36	0.00	15.36	1.00	0.00
5-6	17.93	19.74	73.14	0.00	0.00	100.00	17.93	0.00	17.93	1.00	0.00

Year	D. S. C. R.			Debt / - Deposit s Debt	Equity as- Equity	Total Net Worth	Return on Net Worth	Profitability Ratio					Assets Turnover Ratio	Current Ratio
	Individual	Cumulati ve	Overall					GPM	PBT	PAT	Net Contrib ution	P/V Ratio		
	(Number of times)			(Number of times)		%	%	%	%	%	%			
Initial				3.00	3.00									
1-2	1.49	1.49		1.40	1.40	1.89		50.02%	30.13%	20.37%	862.04	119.73%	0.73	1.19
2-3	1.82	1.65		0.66	0.66	1.03		53.99%	37.20%	24.20%	795.90	94.75%	0.76	1.60
3-4	2.20	1.82	2.19	0.30	0.30	0.58		56.66%	42.15%	26.98%	904.60	94.23%	0.76	2.08
4-5	2.64	2.00		0.11	0.11	0.34		58.46%	45.67%	29.00%	1013.31	93.82%	0.73	2.62
5-6	3.16	2.19		0.00	0.00	0.19		59.65%	48.17%	30.48%	1122.01	93.50%	0.68	4.57

BEP

BEP - Maximum Utilisation Year	5
Cash BEP (% of Installed Capacity)	42.07%
Total BEP (% of Installed Capacity)	45.36%

IRR, PAYBACK and FACR

Internal Rate of Return .. (In %age)	29.41%
Payback Period of the Project is (In Years)	2 Year 3 Months
Fixed Assets Coverage Ratio (No. of times)	2.488

Major Queries/Questions Answered in the Report?

- 1. What is Surgical Hand Gloves Manufacturing industry ?**
- 2. How has the Surgical Hand Gloves Manufacturing industry performed so far and how will it perform in the coming years ?**
- 3. What is the Project Feasibility of Surgical Hand Gloves Manufacturing Plant ?**
- 4. What are the requirements of Working Capital for setting up Surgical Hand Gloves Manufacturing plant ?**

- 5. What is the structure of the Surgical Hand Gloves Manufacturing Business and who are the key/major players ?**
- 6. What is the total project cost for setting up Surgical Hand Gloves Manufacturing Business?**
- 7. What are the operating costs for setting up Surgical Hand Gloves Manufacturing plant ?**
- 8. What are the machinery and equipment requirements for setting up Surgical Hand Gloves Manufacturing plant ?**

9. Who are the Suppliers and Manufacturers of Plant & Machinery for setting up Surgical Hand Gloves Manufacturing plant ?

10. What are the requirements of raw material for setting up Surgical Hand Gloves Manufacturing plant ?

11. Who are the Suppliers and Manufacturers of Raw materials for setting up Surgical Hand Gloves Manufacturing Business?

12. What is the Manufacturing Process of Surgical Hand Gloves?

- 13. What is the total size of land required for setting up Surgical Hand Gloves Manufacturing plant ?**
- 14. What will be the income and expenditures for Surgical Hand Gloves Manufacturing Business?**
- 15. What are the Projected Balance Sheets of Surgical Hand Gloves Manufacturing plant ?**
- 16. What are the requirement of utilities and overheads for setting up Surgical Hand Gloves Manufacturing plant?**
- 17. What is the Built up Area Requirement and cost for setting up Surgical Hand Gloves Manufacturing Business?**

- 18. What are the Personnel (Manpower) Requirements for setting up Surgical Hand Gloves Manufacturing Business?**
- 19. What are Statistics of Import & Export for Surgical Hand Gloves?**
- 20. What is the time required to break-even of Surgical Hand Gloves Manufacturing Business?**
- 21. What is the Break-Even Analysis of Surgical Hand Gloves Manufacturing plant?**
- 22. What are the Project financials of Surgical Hand Gloves Manufacturing Business?**

23. What are the Profitability Ratios of Surgical Hand Gloves Manufacturing Project?

24. What is the Sensitivity Analysis-Price/Volume of Surgical Hand Gloves Manufacturing plant?

25. What are the Projected Pay-Back Period and IRR of Surgical Hand Gloves Manufacturing plant?

26. What is the Process Flow Sheet Diagram Of Surgical Hand Gloves Manufacturing project?

27. What are the Market Opportunities for setting up Surgical Hand Gloves Manufacturing plant?

28. What is the Market Study and Assessment for setting up Surgical Hand Gloves Manufacturing Business?

29. What is the Plant Layout for setting up Surgical Hand Gloves Manufacturing Business?

The background of the slide features two blue, textured hands, one slightly behind the other, with fingers spread. The hands are positioned as if they are about to clasp or hold something. The text is overlaid on this image.

Table of Contents of the Project Report

1. PROJECT LOCATION

- **DISTRICT PROFILE & GEOTECHNICAL SITE CHARACTERIZATION**
 - *General*
 - *Physical Characteristics*
 - *Climate*
 - *Map*
 - *Transportation and Communications*
 - *Economy*
 - *Major Industries*

2. INTRODUCTION

- **SURGICAL (SURGEON'S) GLOVES**
- **GLOVES SIZING CHART**



3. SURGICAL HAND GLOVES

- **RUBBER WHITE SURGICAL HAND GLOVES**
- **PRODUCT DESCRIPTION**
- **FEATURES & SPECIFICATIONS**
- **COMPOSITION OF PRODUCTS**

4. CHARACTERISTICS OF GLOVES

5. PROPERTIES OF HAND GLOVES

6. CHARACTERISTICS OF DIFFERENT TYPES OF RUBBER

7. USES AND APPLICATIONS

- **USES**
- **APPLICATIONS**

8. B.I.S. SPECIFICATIONS

- **IS 13422~DISPOSABLE SURGICAL RUBBER GLOVES**
- **IS 4148~SURGICAL RUBBER GLOVES**

9. MARKET SURVEY

- **RUBBER GLOVES MARKET OPPORTUNITY**
- **NORTH AMERICA LEADS THE GLOBAL DISPOSABLE GLOVES MARKET**
 - *Industry Insights*
 - *Material Insights*
 - *Product Insights*
 - *End-Use Insights*
 - *Regional Insights*
- **DISPOSABLE GLOVES MARKET SHARE INSIGHTS**
- **REGIONAL TRENDS DRIVING GROWTH**
- **TOP PLAYERS**

10. EXPORT & IMPORT: ALL COUNTRIES

- **EXPORT: ALL COUNTRIES**
 - *Surgical Gloves, Mittens and Mitts*
 - *Disposable Gloves*
- **IMPORT: ALL COUNTRIES**
 - *Surgical Gloves, Mittens and Mitts*
 - *Disposable Gloves*

11. FINANCIALS & COMPARISON OF MAJOR INDIAN PLAYERS/COMPANIES

- **ABOUT FINANCIAL STATEMENTS OF CMIE DATABASE**
- **PROFITS & APPROPRIATIONS**
- **TOTAL LIABILITIES**
- **TOTAL ASSETS**
- **NET CASH FLOW FROM OPERATING ACTIVITIES**

- **SECTION –I**

- ***Name of Company with Contact Details***
- ***Name of Director(S)***
- ***Credit Ratings***
- ***Plant Capacity***
- ***Location of Plant***
- ***Name of Raw Material(S) Consumed With Quantity & Cost***

- **SECTION–II**

- ***Assets***
- ***Cash Flow***
- ***Cost as % Ge of Sales***
- ***Forex Transaction***
- ***Growth in Assets & Liabilities***
- ***Growth in Income & Expenditure***

- ***Income & Expenditure***
- ***Liabilities***
- ***Liquidity Ratios***
- ***Profitability Ratio***
- ***Profits***
- ***Return Ratios***
- ***Structure of Assets & Liabilities(%)***
- ***Working Capital & Turnover Ratios***

12.COMPANY PROFILE OF MAJOR PLAYERS

13.EXPORT & IMPORT STATISTICS OF INDIA

- **EXPORT STATISTICS OF SURGICAL LATEX GLOVES**
- **IMPORT STATISTICS OF SURGICAL LATEX GLOVES**

14.PRESENT MANUFACTURERS

15.RAW MATERIAL

16.MANUFACTURING PROCESS

- **FORMULATION OF PRODUCTS**
- **PROCESS DESCRIPTION**
- **METHODS OF PRODUCTION**

17.PROCESS FLOW DIAGRAM

18.TESTING AND QUALITY CONTROL OF GLOVES

- **IN-PROCESS TESTING**
- **PRODUCT TESTING**

19.GOVERNMENT POLICY

20.ENVIRONMENTAL ISSUES OF NATURAL RUBBER PROCESSING

- **MAJOR ENVIRONMENTAL PROBLEMS**
- **WASTE DISPOSAL MEASURES**
- **IN-PLANT CONTROL MEASURES**
- **END OF PROCESS TREATMENT**
- **BIOLOGICAL METHOD INCORPORATED WITH SULPHATE REDUCTION SYSTEM**
- **BIOLOGICAL METHOD INCORPORATED WITH PRECIPITATION**

21.ADVANCED RUBBER WASTEWATER TREATMENT METHOD

- **NATURAL PROCESS**
- **CHEMICAL METHODS**
- **EFFLUENT TREATMENT PLANT EQUIPMENT**

22.SUPPLIERS OF PLANT & MACHINERY

23.SUPPLIERS OF RAW MATERIAL

24.PHOTOGRAPHS/IMAGES FOR REFERENCE

- **PRODUCT PHOTOGRAPHS**
- **RAW MATERIAL PHOTOGRAPHS**
- **MACHINERY PHOTOGRAPHS**

25.PLANT LAYOUT

Project Financials

• Project at a Glance	Annexure
• Assumptions for Profitability workings	1
• Plant Economics.....	2
• Production Schedule.....	3
• Land & Building.....	4
Factory Land & Building	
Site Development Expenses	

- **Plant & Machinery.....5**
 - Indigenous Machineries**
 - Other Machineries (Miscellaneous, Laboratory etc.)**
- **Other Fixed Assets.....6**
 - Furniture & Fixtures**
 - Pre-operative and Preliminary Expenses**
 - Technical Knowhow**
 - Provision of Contingencies**
- **Working Capital Requirement Per Month.....7**
 - Raw Material**
 - Packing Material**
 - Lab & ETP Chemical Cost**
 - Consumable Store**

- **Overheads Required Per Month and Per Annum.....8**
 - Utilities & Overheads (Power, Water and Fuel Expenses etc.)**
 - Royalty and Other Charges**
 - Selling and Distribution Expenses**
- **Salary and Wages9**
- **Turnover Per Annum10**
- **Share Capital.....11**
 - Equity Capital**
 - Preference Share Capital**

□ Annexure 1 :: Cost of Project and Means of Finance

□ Annexure 2 :: Profitability and Net Cash Accruals

- Revenue/Income/Realisation**
- Expenses/Cost of Products/Services/Items**
- Gross Profit**
- Financial Charges**
- Total Cost of Sales**
- Net Profit After Taxes**
- Net Cash Accruals**

□ Annexure 3 :: Assessment of Working Capital requirements

- Current Assets**
- Gross Working Capital**
- Current Liabilities**
- Net Working Capital**
- Working Note for Calculation of Work-in-process**

□ Annexure 4 :: Sources and Disposition of Funds

□ **Annexure 5 :: Projected Balance Sheets**

- **ROI (Average of Fixed Assets)**
- **RONW (Average of Share Capital)**
- **ROI (Average of Total Assets)**

□ **Annexure 6 :: Profitability Ratios**

- **D.S.C.R**
- **Earnings Per Share (EPS)**
- **Debt Equity Ratio**

□ **Annexure 7 :: Break-Even Analysis**

- **Variable Cost & Expenses**
- **Semi-Variable/Semi-Fixed Expenses**
- **Profit Volume Ratio (PVR)**
- **Fixed Expenses / Cost**
- **B.E.P**

□ Annexure 8 to 11 :: Sensitivity Analysis-Price/Volume

- Resultant N.P.B.T
- Resultant D.S.C.R
- Resultant PV Ratio
- Resultant DER
- Resultant ROI
- Resultant BEP

□ Annexure 12 :: Shareholding Pattern and Stake Status

- Equity Capital**
- Preference Share Capital**

□ Annexure 13 :: Quantitative Details-Output/Sales/Stocks

- Determined Capacity P.A of Products/Services**
- Achievable Efficiency/Yield % of Products/Services/Items**
- Net Usable Load/Capacity of Products/Services/Items**
- Expected Sales/ Revenue/ Income of Products/ Services/ Items**

- Annexure 14 :: Product wise Domestic Sales Realisation**
- Annexure 15 :: Total Raw Material Cost**
- Annexure 16 :: Raw Material Cost per unit**
- Annexure 17 :: Total Lab & ETP Chemical Cost**
- Annexure 18 :: Consumables, Store etc.**
- Annexure 19 :: Packing Material Cost**
- Annexure 20 :: Packing Material Cost Per Unit**

- Annexure 21 :: Employees Expenses**
- Annexure 22 :: Fuel Expenses**
- Annexure 23 :: Power/Electricity Expenses**
- Annexure 24 :: Royalty & Other Charges**
- Annexure 25 :: Repairs & Maintenance Expenses**
- Annexure 26 :: Other Manufacturing Expenses**
- Annexure 27 :: Administration Expenses**
- Annexure 28 :: Selling Expenses**

- Annexure 29 :: Depreciation Charges – as per Books (Total)**
- Annexure 30 :: Depreciation Charges – as per Books (P & M)**
- Annexure 31 :: Depreciation Charges - as per IT Act WDV (Total)**
- Annexure 32 :: Depreciation Charges - as per IT Act WDV(P & M)**
- Annexure 33 :: Interest and Repayment - Term Loans**
- Annexure 34 :: Tax on Profits**
- Annexure 35 :: Projected Pay-Back Period and IRR**

Reasons for Buying Our Report



- ✓ **This report helps you to identify a profitable project for investing or diversifying into by throwing light to crucial areas like industry size, market potential of the product and reasons for investing in the product**
- ✓ **This report provides vital information on the product like it's characteristics and segmentation**
- ✓ **This report helps you market and place the product correctly by identifying the target customer group of the product**

- ✓ **This report helps you understand the viability of the project by disclosing details like machinery required, project costs and snapshot of other project financials**
- ✓ **The report provides a glimpse of government regulations applicable on the industry**
- ✓ **The report provides forecasts of key parameters which helps anticipate the industry performance and make sound business decisions**

The background of the slide is a vibrant, cartoon-style illustration. It depicts a cityscape with several buildings in shades of pink and red. In the sky, there are white clouds, a rainbow, and two white birds in flight. A central figure, a man in a white shirt and tie, is shown in a dynamic, celebratory pose, holding a large red sphere. Other smaller figures are visible, some holding red spheres, suggesting a theme of achievement and success. The overall scene is bright and optimistic.

Our Approach

- **Our research reports broadly cover Indian markets, present analysis, outlook and forecast for a period of five years.**
- **The market forecasts are developed on the basis of secondary research and are cross-validated through interactions with the industry players**
- **We use reliable sources of information and databases. And information from such sources is processed by us and included in the report**

Scope of the Report

The report titled “Market Survey cum Detailed Techno Economic Feasibility Report on Surgical Hand Gloves.” provides an insight into Surgical Hand Gloves market in India with focus on uses and applications, Manufacturing Process, Process Flow Sheets, Plant Layout and Project Financials of Surgical Hand Gloves project. The report assesses the market sizing and growth of the Indian Surgical Hand Gloves Industry. While expanding a current business or while venturing into new business, entrepreneurs are often faced with the dilemma of zeroing in on a suitable product/line. And before diversifying/venturing into any product, they wish to study the following aspects of the identified product:

- **Good Present/Future Demand**
- **Export-Import Market Potential**
- **Raw Material & Manpower Availability**
- **Project Costs and Payback Period**

We at NPCS, through our reliable expertise in the project consultancy and market research field, have demystified the situation by putting forward the emerging business opportunity in the Surgical Hand Gloves sector in India along with its business prospects. Through this report we have identified Surgical Hand Gloves project as a lucrative investment avenue.

Tags

#Detailedprojectreport #Businessconsultant
#Businessplan #Feasibilityreport #NPCS
#Entrepreneurindia #Startupbusiness
#Projectreport #Startup
#Projectconsultancy #Businessopportunity
#Surgicalhandgloves #Disposablehandgloves
#Disposablegloves #Disposableglovesmarket

NIIR PROJECT CONSULTANCY SERVICES (NPCS)
can provide Detailed Project Report on

See more

Project Reports & Profiles

BOOKS

Market Research Report



Visit us at



www.entrepreneurindia.co



www.niir.org

Take a look at
NIIR Project Consultancy Services
on #Street View

[google-street-view](#)



Locate us on
[Google Maps](#)

The background of the slide is a photograph of a business meeting. Several people are seated around a dark conference table in a modern office setting. A man in a brown suit is on the left, and a woman in a blue patterned top is on the right. They appear to be engaged in a discussion. In the background, there is a whiteboard with colorful sticky notes and a large window with a view of a city.

OUR CLIENTS

Our inexhaustible Client list includes public-sector companies, Corporate Houses, Government undertaking, individual entrepreneurs, NRI, Foreign investors, non-profit organizations and educational institutions from all parts of the World. The list is just a glimpse of our esteemed & satisfied Clients.

[Click here to take a look](#)



Select and Choose the Right Business Startup for You (Instant Online Project Identification and Selection)

Finding the right startup business is one of the most popular subject today. Starting a business is no easy endeavor, but the time, effort, and challenges can be worth it if you succeed. To give yourself the best chance to be successful, take your time to carefully find the right business for you. We, at NPCS, endeavor to make business selection a simple and convenient step for any entrepreneur/startup. Our expert team, by capitalizing on its dexterity and decade's long experience in the field, has created a list of profitable ventures for entrepreneurs who wish to diversify or venture. The list so mentioned is updated regularly to give you a regular dose of new emerging opportunities.

Visit: <https://www.entrepreneurindia.co/project-identification>

Download Complete List of Project Reports:

Detailed Project Reports

Visit:- <https://www.entrepreneurindia.co/complete-project-list>

NPCS is manned by engineers, planners, specialists, financial experts, economic analysts and design specialists with extensive experience in the related industries.

Our Market Survey cum Detailed Techno Economic Feasibility Report provides an insight of market in India. The report assesses the market sizing and growth of the Industry. While expanding a current business or while venturing into new business, entrepreneurs are often faced with the dilemma of zeroing in on a suitable product/line.

And before diversifying/venturing into any product, they wish to study the following aspects of the identified product:

- ❑ Good Present/Future Demand**
- ❑ Export-Import Market Potential**
- ❑ Raw Material & Manpower Availability**
- ❑ Project Costs and Payback Period**

The detailed project report covers all aspect of business, from analyzing the market, confirming availability of various necessities such as Manufacturing Plant, Detailed Project Report, Profile, Business Plan, Industry Trends, Market Research, Survey, Manufacturing Process, Machinery, Raw Materials, Feasibility Study, Investment Opportunities, Cost and Revenue, Plant Economics, Production Schedule,

Working Capital Requirement, uses and applications, Plant Layout, Project Financials, Process Flow Sheet, Cost of Project, Projected Balance Sheets, Profitability Ratios, Break Even Analysis. The DPR (Detailed Project Report) is formulated by highly accomplished and experienced consultants and the market research and analysis are supported by a panel of experts and digitalized data bank.

We at NPCS, through our reliable expertise in the project consultancy and market research field, have demystified the situation by putting forward the emerging business opportunity in India along with its business prospects.....[Read more](#)



Contact us

NIIR PROJECT CONSULTANCY SERVICES



106-E, Kamla Nagar, Opp. Mall ST,

New Delhi-110007, India.

Email: npcs.ei@gmail.com , info@entrepreneurindia.co

Tel: +91-11-23843955, 23845654, 23845886

Mobile: +91-9097075054, 8800733955

Fax: +91-11-23845886

Website : www.entrepreneurindia.co, www.niir.org

Take a look at *NIIR PROJECT CONSULTANCY SERVICES* on #StreetView

[google-street-view](#)



Niir PROJECT CONSULTANCY SERVICES

AN ISO 9001 : 2015 CERTIFIED COMPANY



AN ISO 9001 : 2015 CERTIFIED COMPANY

Niir PROJECT CONSULTANCY SERVICES



Entrepreneur India

Who are we?

A trusted and leading name in the industry, we have been putting forth exceptionally integrated and comprehensive technical consultancy services. We believe that project consultancy serves as a critical element for the success of your projects. Moreover, we keep in mind that no client is the same and nor are the requirements. Therefore, we ensure uniqueness in every service you avail from us.

- **One of the leading reliable names in industrial world for providing the most comprehensive technical consulting services**
- **We adopt a systematic approach to provide the strong fundamental support needed for the effective delivery of services to our Clients' in India & abroad**

We at NPCS want to grow with you by providing solutions scale to suit your new operations and help you reduce risk and give a high return on application investments. We have successfully achieved top-notch quality standards with a high level of customer appreciation resulting in long lasting relation and large amount of referral work through technological breakthrough and innovative concepts. A large number of our Indian, Overseas and NRI Clients have appreciated our expertise for excellence which speaks volumes about our commitment and dedication to every client's success.

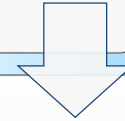
We bring deep, functional expertise, but are known for our holistic perspective: we capture value across boundaries and between the silos of any organization. We have proven a multiplier effect from optimizing the sum of the parts, not just the individual pieces. We actively encourage a culture of innovation, which facilitates the development of new technologies and ensures a high quality product.

- **Project Identification**
- **Detailed Project Reports/Pre-feasibility Reports**
- **Market Research Reports**
- **Business Plan**
- **Technology Books and Directory**
- **Industry Trend**
- **Databases on CD-ROM**
- **Laboratory Testing Services**
- **Turnkey Project Consultancy/Solutions**
- **Entrepreneur India (An Industrial Monthly Journal)**

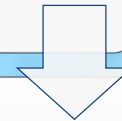
- We have two decades long experience in project consultancy and market research field
- We empower our customers with the prerequisite know-how to take sound business decisions
- We help catalyze business growth by providing distinctive and profound market analysis
- We serve a wide array of customers , from individual entrepreneurs to Corporations and Foreign Investors
- We use authentic & reliable sources to ensure business precision

Our Approach

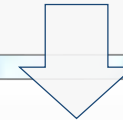
Requirement collection



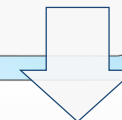
Thorough analysis of the project



Economic feasibility study of the Project



Market potential survey/research



Report Compilation

Who do we Serve?

- ❖ **Public-sector Companies**
- ❖ **Corporates**
- ❖ **Government Undertakings**
- ❖ **Individual Entrepreneurs**
- ❖ **NRI's**
- ❖ **Foreign Investors**
- ❖ **Non-profit Organizations, NBFC's**
- ❖ **Educational Institutions**
- ❖ **Embassies & Consulates**
- ❖ **Consultancies**
- ❖ **Industry / trade associations**

Sectors We Cover

- ❖ **Ayurvedic And Herbal Medicines, Herbal Cosmetics**
- ❖ **Alcoholic And Non Alcoholic Beverages, Drinks**
- ❖ **Adhesives, Industrial Adhesive, Sealants, Glues, Gum & Resin**
- ❖ **Activated Carbon & Activated Charcoal**
- ❖ **Aluminium And Aluminium Extrusion Profiles & Sections**
- ❖ **Bio-fertilizers And Biotechnology**
- ❖ **Breakfast Snacks And Cereal Food**
- ❖ **Bicycle Tyres & Tubes, Bicycle Parts, Bicycle Assembling**

Sectors We Cover *Cont...*

- ❖ **Bamboo And Cane Based Projects**
- ❖ **Building Materials And Construction Projects**
- ❖ **Biodegradable & Bioplastic Based Projects**
- ❖ **Chemicals (Organic And Inorganic)**
- ❖ **Confectionery, Bakery/Baking And Other Food**
- ❖ **Cereal Processing**
- ❖ **Coconut And Coconut Based Products**
- ❖ **Cold Storage For Fruits & Vegetables**
- ❖ **Coal & Coal Byproduct**

- ❖ **Copper & Copper Based Projects**
- ❖ **Dairy/Milk Processing**
- ❖ **Disinfectants, Pesticides, Insecticides, Mosquito Repellents,**
- ❖ **Electrical, Electronic And Computer based Projects**
- ❖ **Essential Oils, Oils & Fats And Allied**
- ❖ **Engineering Goods**
- ❖ **Fibre Glass & Float Glass**
- ❖ **Fast Moving Consumer Goods**
- ❖ **Food, Bakery, Agro Processing**

- ❖ **Fruits & Vegetables Processing**
- ❖ **Ferro Alloys Based Projects**
- ❖ **Fertilizers & Biofertilizers**
- ❖ **Ginger & Ginger Based Projects**
- ❖ **Herbs And Medicinal Cultivation And Jatropha (Biofuel)**
- ❖ **Hotel & Hospitality Projects**
- ❖ **Hospital Based Projects**
- ❖ **Herbal Based Projects**
- ❖ **Inks, Stationery And Export Industries**

- ❖ **Infrastructure Projects**
- ❖ **Jute & Jute Based Products**
- ❖ **Leather And Leather Based Projects**
- ❖ **Leisure & Entertainment Based Projects**
- ❖ **Livestock Farming Of Birds & Animals**
- ❖ **Minerals And Minerals**
- ❖ **Maize Processing(Wet Milling) & Maize Based Projects**
- ❖ **Medical Plastics, Disposables Plastic Syringe, Blood Bags**
- ❖ **Organic Farming, Neem Products Etc.**

- ❖ **Paints, Pigments, Varnish & Lacquer**
- ❖ **Paper And Paper Board, Paper Recycling Projects**
- ❖ **Printing Inks**
- ❖ **Packaging Based Projects**
- ❖ **Perfumes, Cosmetics And Flavours**
- ❖ **Power Generation Based Projects & Renewable Energy Based Projects**
- ❖ **Pharmaceuticals And Drugs**
- ❖ **Plantations, Farming And Cultivations**
- ❖ **Plastic Film, Plastic Waste And Plastic Compounds**
- ❖ **Plastic, PVC, PET, HDPE, LDPE Etc.**

- ❖ **Potato And Potato Based Projects**
- ❖ **Printing And Packaging**
- ❖ **Real Estate, Leisure And Hospitality**
- ❖ **Rubber And Rubber Products**
- ❖ **Soaps And Detergents**
- ❖ **Stationary Products**
- ❖ **Spices And Snacks Food**
- ❖ **Steel & Steel Products**
- ❖ **Textile Auxiliary And Chemicals**

- ❖ **Township & Residential Complex**
- ❖ **Textiles And Readymade Garments**
- ❖ **Waste Management & Recycling**
- ❖ **Wood & Wood Products**
- ❖ **Water Industry(Packaged Drinking Water & Mineral Water)**
- ❖ **Wire & Cable**

The main title 'Market Research Report' is centered on the page. It is written in a large, bold, blue sans-serif font with a prominent yellow outline. The text is arranged in three lines: 'Market' on the top line, 'Research' on the middle line, and 'Report' on the bottom line. The background of the entire page is a low-angle photograph of modern skyscrapers reaching towards a clear blue sky. A person in a business suit is visible in the lower right, looking up at the buildings.

Objective

- To provide forecasts of key parameters which helps to anticipate the industry performance
- To help chart growth trajectory of a business by detailing the factors that affect the industry growth
- To help an entrepreneur/manager in keeping abreast with the changes in the industry
- To evaluate the competitive landscape of the industry by detailing:
 - ❑ Key players with their market shares
 - ❑ Financial comparison of present players

Clientele

- Venturist/Capitalists
- Entrepreneur/Companies
- Industry Researchers
- Investment Funds
- Foreign Investors, NRI's
- Project Consultants/Chartered Accountants
- Banks
- Corporates

[Click here for list](#)

Data Sources



Scope & Coverage



Our Team

- Our research team comprises of experts from various financial fields:**
- MBA's**
- Industry Researchers**
- Financial Planners**
- Research veterans with decades of experience**

Structure of the Report

- 1. Overview**
- 2. Market Analysis**
 - 2.1 Growth Drivers**
 - 2.2 Emerging Trends in the Industry**
 - 2.3 Regulatory Framework**
 - 2.4 SWOT Analysis**
 - 2.5 Herfindahl–Hirschman Index (HHI)**
- 3. Market Forecasts**
- 4. Key Players**

Structure of the Report

- 5. Key Financials and Analysis**
 - 5.1 Contact Information**
 - 5.2 Key Financials**
 - 5.3 Financial comparison**
- 6. Industry Size & Outlook**



Contact us

NIIR PROJECT CONSULTANCY SERVICES

Entrepreneur India

106-E, Kamla Nagar, Opp. Mall ST,

New Delhi-110007, India.

Email: npcs.ei@gmail.com , info@entrepreneurindia.co

Tel: +91-11-23843955, 23845654, 23845886

Mobile: +91-9097075054, 8800733955

Fax: +91-11-23845886

Website : www.entrepreneurindia.co , www.niir.org

Take a look at **NIIR PROJECT CONSULTANCY SERVICES** on #StreetView

[google-street-view](https://www.google.com/maps/@28.6452711,77.1002811,15z)

www.niir.org

www.entrepreneurindia.co

Follow us



➤ <https://www.linkedin.com/company/niir-project-consultancy-services>



➤ <https://www.facebook.com/NIIR.ORG>



➤ <https://www.youtube.com/user/NIIRproject>



➤ https://twitter.com/npcs_in



➤ <https://www.pinterest.com/npcsindia/>

A close-up photograph of a hand holding a black pen, writing the words 'Thank you!' in a cursive script on a white surface. The pen is positioned at the end of the word 'you!', and the ink is still wet.

For more information, visit us at:

www.niir.org

www.entrepreneurindia.co